


PRODUCT CATALOGUE

ASSAY KITS

PREDEASY™ ATPase Assay Kit		PREDIVEZ™ Vesicular Transport Assay Kit	
Catalogue#	Reference activator substrate	Catalogue#	Probe substrate
SB-MDR1-PREDEASY™ ATPase kit	Verapamil	SB-MDR1-PREDIVEZ™ VT kit	³ H-NMQ or cold NMQ
		SB-MDR1-PREDIVEZ™ VT LC/MS kit	cold NMQ 
SB-ratMdr1b-PREDEASY™ ATPase kit	Verapamil	SB-ratMdr1b-PREDIVEZ™-VT kit	³ H-NMQ or cold NMQ
SB-MRP1-PREDEASY™ ATPase kit	NEM-GS	SB-MRP1-PREDIVEZ™-VT kit	fluorescent B-GS
SB-MRP2-PREDEASY™ ATPase kit	Sulfasalazine	SB-MRP2-PREDIVEZ™ VT kit	fluorescent CDCF
		SB-ratMrp2-PREDIVEZ™ VT kit	fluorescent CDCF
SB-MRP3-PREDEASY™ ATPase kit	Benzbromarone	SB-MRP3-PREDIVEZ™ VT kit	fluorescent CDCF
		SB-MRP5-PREDIVEZ™ VT kit	fluorescent CDCF
SB-BCRP-HAM-Sf9-PREDEASY™ ATPase kit	Sulfasalazine	SB-BCRP-M-PREDIVEZ™ VT kit	fluorescent Lucifer Yellow
SB-BCRP-M-PREDEASY™ ATPase kit	Sulfasalazine		
SB-mouseBsep-HAM-Sf9-PREDEASY™ ATPase kit	TCDC		
SB-defBCRP-HAM-Sf9-PREDEASY™ CTRL kit	NA	The PREDIVEZ™ kits contain the appropriate control membrane.	
SB-M-PREDEASY™ CTRL kit	NA		
SB-defMRP-PREDEASY™ CTRL kit	NA		
SB-beta-gal-PREDEASY™ CTRL kit	NA		
SB-defMDR1-PREDEASY™ CTRL kit	NA		

NEM-GS: N-Ethylmaleimide S-glutathione, TCDC: taurochenodeoxy-cholate, ³H-NMQ: ³H-N-methyl-quinidine, B-GS: bimine-glutathion, CDCF: 5(6)-Carboxy-2',7'-dichlorofluorescein

PREDEASY™ ATPase Assay Kits are available in three sizes – 1, 3 and 10 (96 well) plate sizes. All reagents and solutions are in one easy-to-use kit, and accompanied by a CD that includes the assay protocol, data sheet, MSDS, electronic data processing and evaluation templates and example data. The recommended layout allows activation and inhibition experiments in duplicate for 8 concentrations of the test article with all of the relevant controls. These kits deliver many advantages when compared to conventional ATPase products.

PREDIVEZ™ Vesicular Transport Assay Kits are available in three sizes – 3, 6 and 9 compound sizes. Kits contain sufficient amount of reagents and membrane preparation for testing 3 compounds per 96-well plate. Each kit is accompanied by a CD that includes the assay protocol, Excel spreadsheet with data processing template, MSDS and reference curves with known interactors. In case of MDR1 and ratMdr1b kits the labeled reference substrate is shipped separately.

MEMBRANE PREPARATIONS

for ATPase Assays		for Vesicular Transport Assays	
Catalogue#	Reference activator substrate	Catalogue#	Probe substrate
SB-MDR1-Sf9-ATPase	Verapamil	SB-MDR1-K-VT	³ H-NMQ
SB-ratMdr1b-Sf9-ATPase	Verapamil	SB-ratMdr1b-sf9-VT	³ H-NMQ
SB-MRP1-Sf9-ATPase	NEM-GS	SB-MRP1-Sf9-VT	³ H-LTC4
SB-MRP2-Sf9-ATPase	Sulfasalazine	SB-MRP2-Sf9-VT	³ H-E ₂ 17βG or ³ H-LTC4
		SB-ratMrp2-HEK293-VT	³ H-E ₂ 17βG
SB-MRP3-Sf9-ATPase	Benzbromarone	SB-MRP3-Sf9-VT	³ H-E ₂ 17βG
		SB-MRP4-LLC-PK1-VT	³ H-DHEAS
		SB-MRP5-HEK293-VT	³ H-cGMP
SB-BCRP-M-ATPase	Sulfasalazine	SB-BCRP-M-VT	³ H-Estrone-3-sulfate
		SB-BCRP-HAM-Sf9-VT	³ H-Estrone-3-sulfate or ³ H-Methotrexate
		SB-BSEP-Sf9-VT	³ H-Taurocholate
		SB-mouseBsep-Sf9-VT	³ H-Taurocholate

³H-LTC4: ³H-leukotriene C4, ³H-E₂17βG: ³H-estradiol-17-beta-glucuronide, ³H-cGMP: 3H-Guanosine 3',5'-cyclic phosphate, ³H-DHEAS: dehydroepiandrosterone-sulfate

Catalogue#	Intended use
SB-defMRP-Sf9-CTRL	Control for MRP1, MRP2, ratMrp2, MRP3 assays
SB-M-CTRL	Control for BCRP-M assays
SB-beta-gal-Sf9-CTRL	Control for all efflux transporter assays
SB-LLC-PK1-CTRL	Control for MRP4 assays
SB-HEK293-CTRL	Control for MRP5 and ratMrp2 VT assays
SB-defMDR1-Sf9-CTRL	Control for MDR1-Sf9 and ratMdr1b-Sf9 assays
SB-K-CTRL	Control for MDR1-K assay

KO134 - BCRP SPECIFIC INHIBITOR

PSC 833 - MDR1/P-gp SPECIFIC INHIBITOR

Catalogue#		Catalogue #	
SB-Ko134-250 µg	Ko134 , the tetracyclic fumitremorgin C (FTC) analog, is a highly potent and specific inhibitor of the ABCG2 (BCRP) multidrug transporter protein.	SB-PSC833-50 µg	PSC 833 (valsopodar, Amdray), a non-immunosuppressive cyclosporine D analog is a 2nd generation ABCB1/P-gp/MDR1 specific reversal agent.
SB-Ko134-1 mg		SB-PSC833-500 µg	
SB-Ko134-5 mg		SB-PSC833-1 mg	
	SB-PSC833-5 mg		
	SB-PSC833-10 mg		
	SB-PSC833-25 mg		

NMQ - MDR1/P-gp SUBSTRATE

Catalogue #	
SB-NMQ-5 mg	NMQ (N-methyl-quinidine) is a hydrophilic monoquaternary drug.
SB-NMQ-10 mg	
SB-NMQ-50 mg	
SB-NMQ-100 mg	
SB-NMQ-500 mg	
SB-NMQ-1 g	

CALCEIN ASSAY LICENSE

SOLVO's patented **Calcein assay** is an indirect inhibitory-type whole cell assay that provides information on any interaction between the ABC transporter and the test drug. The assay monitors the inhibition of the MDR1/P-gp (ABCB1) or MRP1 (ABCC1) mediated efflux of calcein AM by measuring the increased fluorescence of the calcein dye.

Calcein assay is protected by US (US5.872.014, US6.277.655, US6.391.656) and international (e.g. EPO0784699) patents. Licenses for commercial entities for certain in-house uses are available.

Different pricing schemes are available

- up-front licensing fee until patent expiry
- yearly subscription fees with a minimum purchase of 2 years; worldwide use or use in a limited geographical area.

MDQ DIAGNOSTIC KIT for MDR1, MRP1 and BCRP

The **MultiDrugQuant™ assay kit** was developed for the functional and quantitative determination of multidrug resistance caused by both MDR1/P-gp (ABCB1), MRP1 (ABCC1) and BCRP (ABCG2) activities in tumor cells of hematological malignancies. The kit allows the user to monitor drug sensitivity of the malignancy, design proper therapeutic interventions and personalize the chemotherapy.

CELL LINE LICENSING

Catalogue#	Catalogue#
SB-MDCKII- BCRP transfected cell line	SB-MDCKII- OATP2B1/OATP-B transfected cell line
SB-MDCKII- BCRP/OATP-B double transfected cell line	SB-CHO- OATP1B1/OATP-C transfected cell line
SB-HL60- MDR1 selected cell line (as part of the Calcein assay license)	SB-CHO- OATP1B3/OATP8 transfected cell line
SB-HL60- MRP1 selected cell line (as part of the Calcein assay license)	SB-CHO- PEPT1 transfected cell line
SB-K562- MDR1 selected cell line (as part of the Calcein assay license)	SB-CHO- PEPT2 transfected cell line
SB-K562- MRP1 selected cell line (as part of the Calcein assay license)	SB-CHO- OAT1 transfected cell line
SB-MDCKII- MDR1 transfected cell line	SB-HEK-Flp-In-293- OAT3 transfected cell line
	SB-CHO- OCT1 transfected cell line
	SB-CHO- OCT2 transfected cell line

Custom development of other transfected cell lines is also available from SOLVO.



MONOCLONAL ANTIBODIES for membrane transporter proteins

Mabs are identical antibodies that were produced by one type of immune cell and are all clones of a single parent cell. Once **Mabs** for a given substance have been produced, they can then serve to detect or purify that substance.


Catalogue#	Transporter
SB-JSB-1-MAB	MDR1/P-gp
SB-MRPr1-MAB	MRP1
SB-MRPr5-MAB	MRP1
SB-MRPr6-MAB	MRP1
SB-M ₂ III-6-MAB	MRP2
SB-M ₃ II-9-MAB	MRP3
SB-M ₄ I-10-MAB	MRP4
SB-BXP-21-MAB	BCRP
SB-BXP-34-MAB	BCRP
SB-BXP-53-MAB	BCRP
SB-p193-10-MAB	Minor Vault Protein
SB-LRP-56-MAB	Major Vault Protein

Products of Department of Pathology, VU Medical Center, Amsterdam





PreadyPort™ - Ready-to-use Transfected Monolayer Kit

Catalogue#		Intended use
MDR1 - 24 well	SB-PP- MDR1 -24TW	24-well MDCKII-MDR1 cells in Transwell plates for MDCKII-MDR1 monolayer studies
	SB-PP- MDR1 -mix-24TW	12-well MDCKII-MDR1 & 12-well MDCKII cells in Transwell plates for MDCKII-MDR1 monolayer studies
MDR1 - 96 well 	SB-PP- MDR1 -96MW	96-well MDCKII-MDR1 cells in Multiwell plates for MDCKII-MDR1 monolayer studies
	SB-PP- MDR1 -mix(1:1)-96MW	48-well MDCKII-MDR1 & 48-well MDCKII cells in Multiwell plates for MDCKII-MDR1 monolayer studies
	SB-PP- MDR1 -mix(3:1)-96MW	72-well MDCKII-MDR1 & 24-well MDCKII cells in Multiwell plates for MDCKII-MDR1 monolayer studies
	SB-PP- MDR1 -mix(c)-96MW	Custom setup: MDCKII-MDR1 & MDCKII cells in 96-well Multiwell plates for MDCKII-MDR1 monolayer studies
BCRP - 24 well 	SB-PP- BCRP -24TW	24-well MDCKII-BCRP cells in Transwell plates for MDCKII-MDR1 monolayer studies
	SB-PP- BCRP -mix-24TW	12-well MDCKII-BCRP & 12-well MDCKII cells in Transwell plates for MDCKII-MDR1 monolayer studies

PreadyPort™ - Control Kit

Catalogue#		Intended use
CONTROL - 24 well	SB-PP-CTRL-24TW	24-well MDCKII cells in Transwell plates for MDCKII-MDR1 monolayer studies
CONTROL - 96 well 	SB-PP-CTRL-96MW	96-well MDCKII cells in Multiwell plates for MDCKII-MDR1 monolayer studies

PREDICELL™ Kit - Ready-to-use Uptake Transporter Expressing Cells

Catalogue#		Intended use
SB-OATP1B3-PREDICELL™-UT-24W		12 wells of preplated CHO-OATP1B3 cells & 12 wells of parental CHO cells for uptake transporter studies
SB-OATP1B3-PREDICELL™-UT-96W		30 wells of preplated CHO-OATP1B3 cells & 30 wells of parental CHO cells for uptake transporter studies
SB-OCT2-PREDICELL™-UT-24W		12 wells of preplated CHO-OCT2 cells & 12 wells of parental CHO cells for uptake transporter studies
SB-OCT2-PREDICELL™-UT-96W		30 wells of preplated CHO-OCT2 cells & 30 wells of parental CHO cells for uptake transporter studies
SB-OAT1-PREDICELL™-UT-24W		12 wells of preplated CHO-OAT1 cells & 12 wells of parental CHO cells for uptake transporter studies
SB-OAT1-PREDICELL™-UT-96W		30 wells of preplated CHO-OAT1 cells & 30 wells of parental CHO cells for uptake transporter studies
SB-OATP1B1-PREDICELL™-UT-24W		12 wells of preplated CHO-OATP1B1 cells & 12 wells of parental CHO cells for uptake transporter studies
SB-OATP1B1-PREDICELL™-UT-96W		30 wells of preplated CHO-OATP1B1 cells & 30 wells of parental CHO cells for uptake transporter studies

PREDICELL™ Uptake Transporter Kits are available in three sizes – 1, 3 and 5 plate sizes containing 24- or 96 well-plates. Kits are ready-to-use kit, and include the assay protocol, data sheet, MSDS. The recommended layouts allows substrate and inhibitor assessment experiments in duplicate for 8 concentrations of the test article with all of the relevant controls. These kits are unique on the market.

PRICES ARE AVAILABLE UPON REQUEST.